

TRASH BOX REAR LOAD



SPECIFICATIONS

FLOOR SHEET	10 GAUGE
SIDE SHEET	12 GAUGE
TOP RAILS	FORMED 12 GAUGE (2-4YD) FORMED 10 GAUGE (6-8YD)
REINFORCED LIFTING POINT	FORMED 7 GAUGE (4YD) FORMED 1/4" GAUGE (6-8YD)
BOTTOM CHANNELS	FORMED 7 GAUGE (SKIDS)
DRAIN PLUG	3/4"
CASTERS	AVAILABLE FOR 2-4YD SIZES
LIDS	POLYMER (DIMENSIONS VARY BASED ON YARDAGE)
TRUNNION BAR	1 1/2" HOT FORMED BAR (2-4YD) 1 1/2" COLD FORMED BAR (6-8YD)
PAINT	INTERIOR/EXTERIOR PRIMER EXTERIOR TOP COAT (COMPLETE PAINT OPTION AVAILABLE)



STANDARD PAINT COLORS

BLACK



BUCKS® RED



MACK GREEN




VALVOLINE BLUE



K BROWN



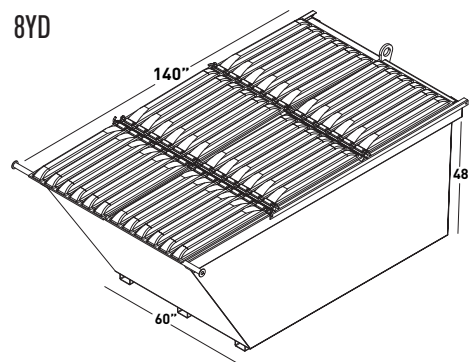
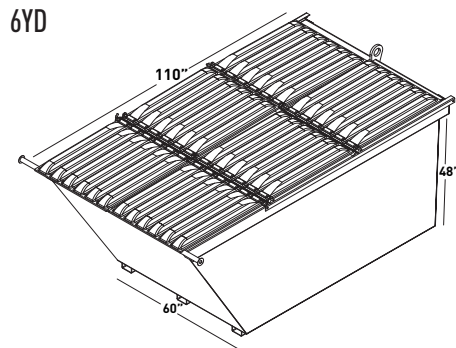
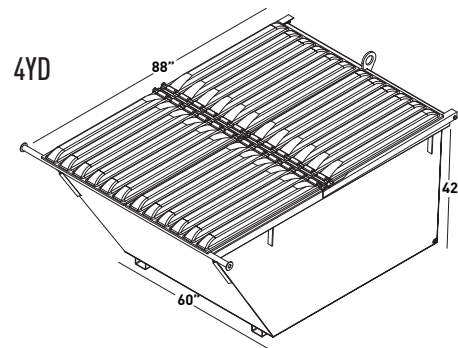
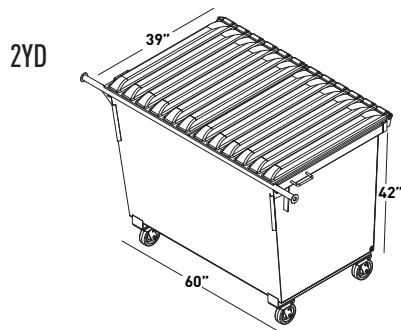
Custom colors may result in increased cost and lead times.



B046.2304

CONTAINER DRAWINGS

Containers can be manufactured to customer specified dimensions and may result in increased costs and lead times.



STANDARD DIMENSIONS

Containers can be manufactured to customer specified dimensions and may result in increased costs and lead times.

<u>Yardage</u>	<u>Width</u>	<u>Depth</u>	<u>Height</u>	<u>Weight</u>	<u>Truck Load (48'/53')*</u>
2 YD	60"	39"	42"	450lbs	84
4 YD	60"	88"	42"	750lbs	20
6 YD	60"	110"	48"	1,100lbs	19
8 YD	60"	140"	48"	1,300lbs	12

*Truckloads vary based on different truck and deck styles. Truckloads are subject to change.